

Office of Teaching, Learning & Technology

Academic Integrity With Online Assignments With Turnitin

Planning for Success

Summer 2020

Tips For This Training

- This training is being recorded.
- Please mute yourself when not talking.
- Use the chat any time.
- Need more help? Contact the ITS Help Desk.

Training Agenda

- Part 1: Academic Integrity Best Practices
- Part 2: Turnitin Demonstration
- Part 3: Questions

Part 1

Academic Integrity Best Practices

Plagiarism and Academic Integrity

- Academic integrity can't be completely measured with number.
- Exact details can vary by field. Consult your department chair.
- Causes of plagiarism:
 - The choice to pass unoriginal work off as original.
 - Not understanding citation or collaboration expectations for the assignment.
 - Need to develop better research and writing skills.

6%

28%

60%

Set Clear Expectations

- Put academic integrity policy in syllabus.
- Teach/review citation styles and expectations for your field.
- State expectations for outside sources and citation in each assignment.
- Get help and use links.
 - [Library Instructional Services](#)
 - [Students Engage at Main](#)
 - [Writing Center](#)

How Turnitin Works

- Only for checking student coursework.
- Checks student work against internet, journals, database of past students' work.
- Creates Similarity Score and Similarity Report.
- Other features include feedback and peer review tools.

Turnitin Best Practices

- If using Turnitin, check all student papers.
- Adjust settings to for your goals.
 - Catch everything to highlight how students use sources.
 - Skip quotes, bibliographies, small sources for plagiarism check only.
- Let students access their scores and reports.
- Look beyond the Similarity Score, check the report.
- Reach out to student if you have questions, and consult department chair for help.

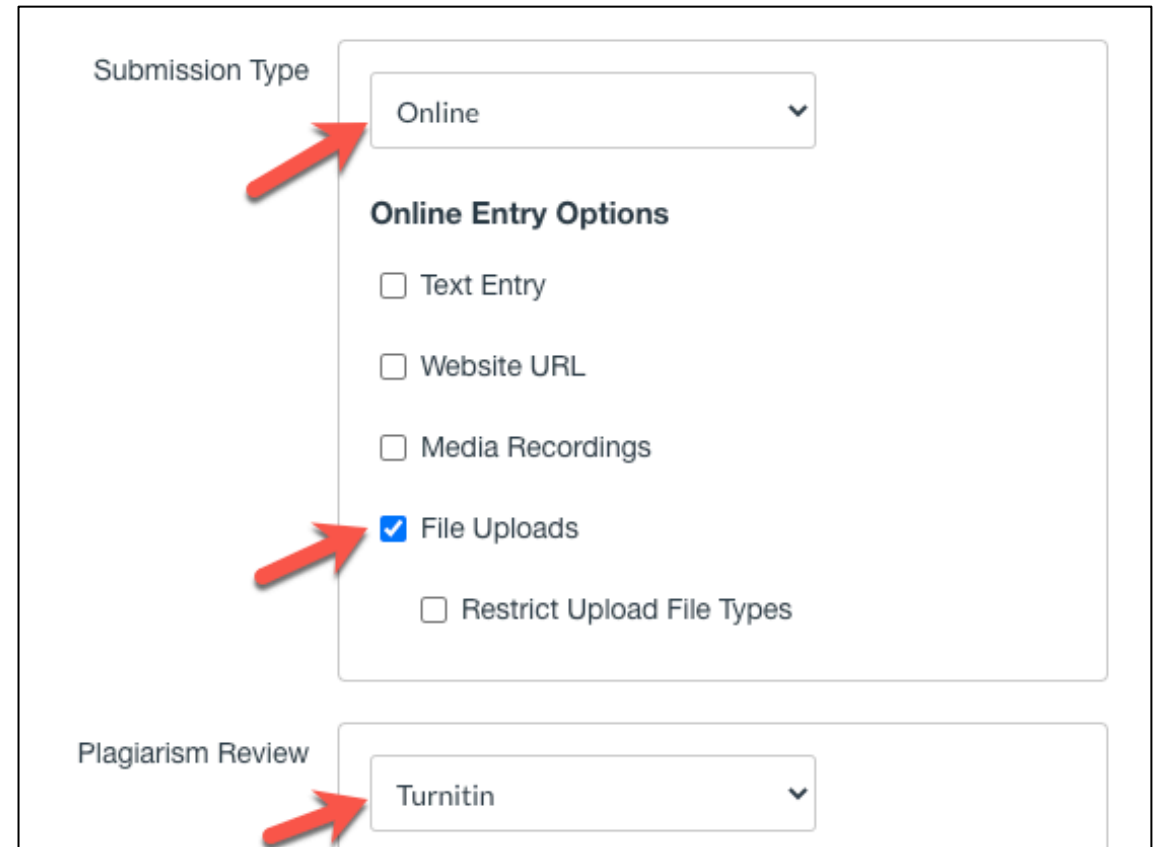
Part 2

Demonstration

Canvas Plagiarism Framework

→ Create Assignment in ICON

- Submission type: Online
- Online entry options:
 - File Uploads and/or Text Entry
- Plagiarism Review: Turnitin




The screenshot displays the configuration options for an assignment in Canvas. It is divided into three main sections:


- Submission Type:** A dropdown menu set to "Online". A red arrow points to this dropdown.
- Online Entry Options:** A list of checkboxes:
 - Text Entry
 - Website URL
 - Media Recordings
 - File Uploads (highlighted with a red arrow)
 - Restrict Upload File Types
- Plagiarism Review:** A dropdown menu set to "Turnitin". A red arrow points to this dropdown.

Turnitin Settings


- Store Submissions in:
 - Standard paper repository
 - Good for final submission
 - Do not store submitted papers
 - Good for draft assignments
- Compare Submissions Against
 - Select all three options is best
- Similarity Report
 - Can exclude specific elements
- Save as default
 - saves settings for all new Turnitin assignments

Plagiarism Review

Turnitin 

 [Need help?](#)

Store submissions in:

Standard paper repository 

Compare submissions against:

- Student repository
- Website content
- Periodicals, journals and publications

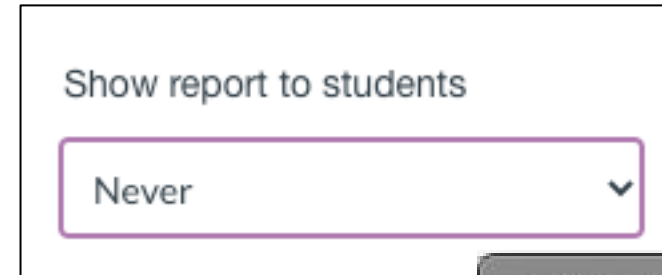
Similarity Report:

- Exclude bibliographic materials
- Exclude quoted materials
- Exclude small sources
- Enable grammar checking using ETS® e-rater® technology

Save as default settings

Turnitin Settings

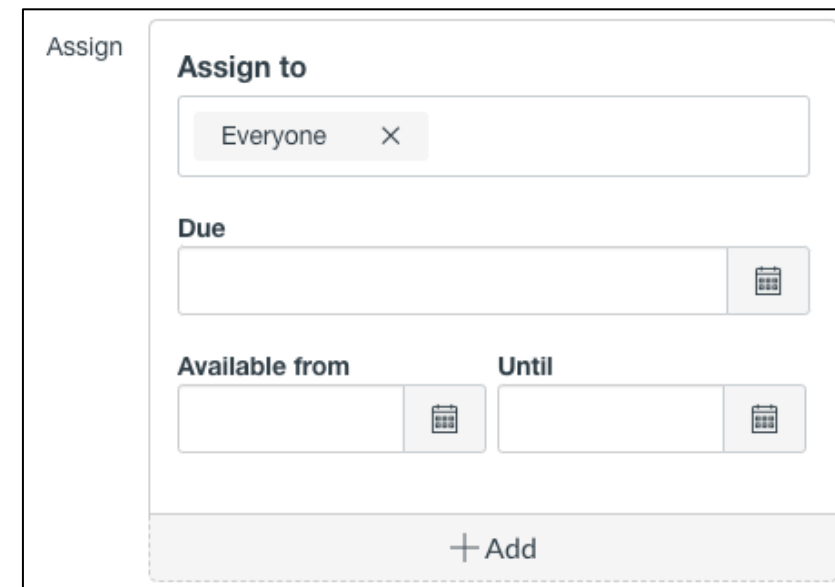
- Show reports to students
 - Students can submit multiple times
- Set ICON options and due dates
 - Add other ICON assignment options:
 - Group Assignment
 - Peer Reviews
 - Moderated Grading
 - Anonymous Grading
 - Anonymous Instructor Annotations
- Set assignment due dates
- Save & Publish



Show report to students

Never

- Immediately
- After the assignment is graded
- After the due date
- ✓ Never



Assign

Assign to

Everyone X

Due

Calendar icon

Available from **Until**

Calendar icon Calendar icon

+ Add

Similarity Report

Access Report in SpeedGrader

Submission to view:
May 22 at 3:23pm

Submitted Files: (click to load)

17% Test Paper for Turnitin-1.docx

- **Blue:** No matching text
- **Green:** One word to 24% matching text
- **Yellow:** 25-49% matching text
- **Orange:** 50-74% matching text
- **Red:** 75-100% matching text

Match Overview

All Sources

Filters and settings

Excluded sources

Download Submission

Submission information

Match Overview

17%

1	link.springer.com Internet Source	3%	>
2	revistacta.agrosavia.co Internet Source	2%	>
3	Submitted to Blue Mou... Student Paper	2%	>
4	www.tandfonline.com Internet Source	1%	>
5	Submitted to Columbia... Student Paper	1%	>

Part 3

Questions

Need Help?

- **Online help sessions** will be available for drop-in support for questions about pedagogy and technology.
 - Occur weekdays from 1 to 2 p.m.
 - [Join the waiting room to attend a help session.](#)
- [Request a consultation](#), with follow-up support as needed, to discuss course structure, communication strategies, course facilitation, and more.
- Ask a SITA for Technical Consultation
 - SITA@uiowa.edu
- [Contact the ITS Help Desk](#) for technical troubleshooting or technology issues/questions.

Further Resources

- Distance and Online Education
 - <https://distance.uiowa.edu/>
- Office of Teaching Learning and Technology
 - <https://teach.its.uiowa.edu/>
- Resources for ICON
 - <https://teach.uiowa.edu/icon>
- ITS Help Desk
 - Email: its-helpdesk@uiowa.edu
 - Phone: (319)384-HELP(4357)

IOWA